


Unlock the Secrets of Drawing Animals: A Comprehensive Guide for Beginners

Welcome to the world of animal sketching! Whether you're an aspiring artist or simply looking to explore your creativity, this comprehensive guide is your passport to mastering the art of drawing animals.



HOW TO DRAW ANIMALS: A Simple Way on How to Draw Animals for Beginners by David James

★★★★☆ 4.4 out of 5

Language : English
File size : 2100 KB
Text-to-Speech : Enabled
Screen Reader : Supported
Enhanced typesetting : Enabled
Print length : 16 pages
Lending : Enabled




With our step-by-step instructions, you'll embark on a captivating journey, transforming simple shapes into lifelike animal figures. Each chapter guides you through the anatomy, proportions, and unique characteristics of different species, empowering you to capture the essence and beauty of the animal kingdom.

Chapter 1: Getting Started

In this chapter, we delve into the fundamentals of animal sketching, equipping you with the essential tools and techniques. You'll learn about:

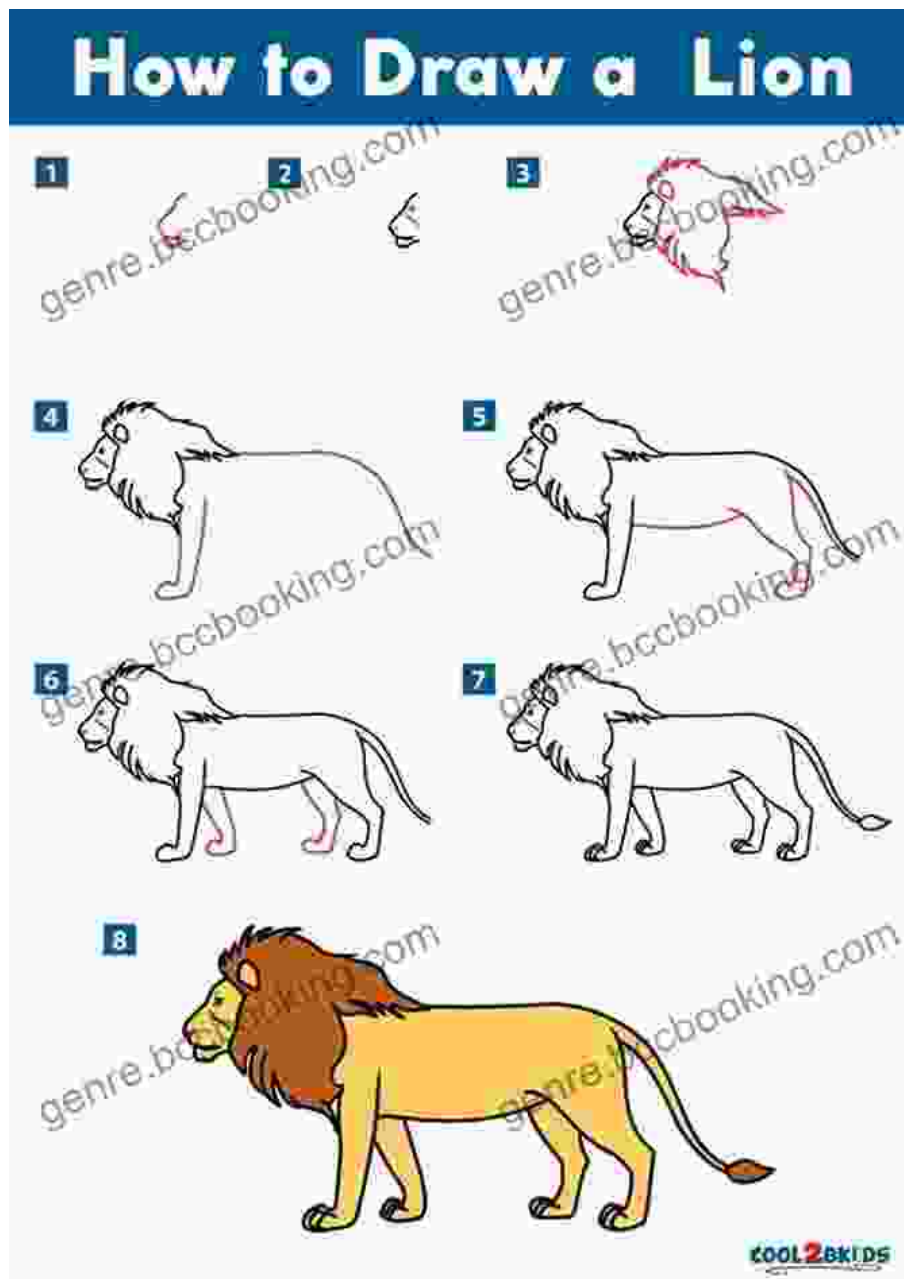
- Essential art supplies for animal drawing
- Basic drawing techniques, such as sketching and shading
- Understanding animal anatomy and proportions



Chapter 2: Drawing Mammals

Embark on a safari with your pencil and sketchbook as we explore the diverse world of mammals. We'll guide you through drawing:

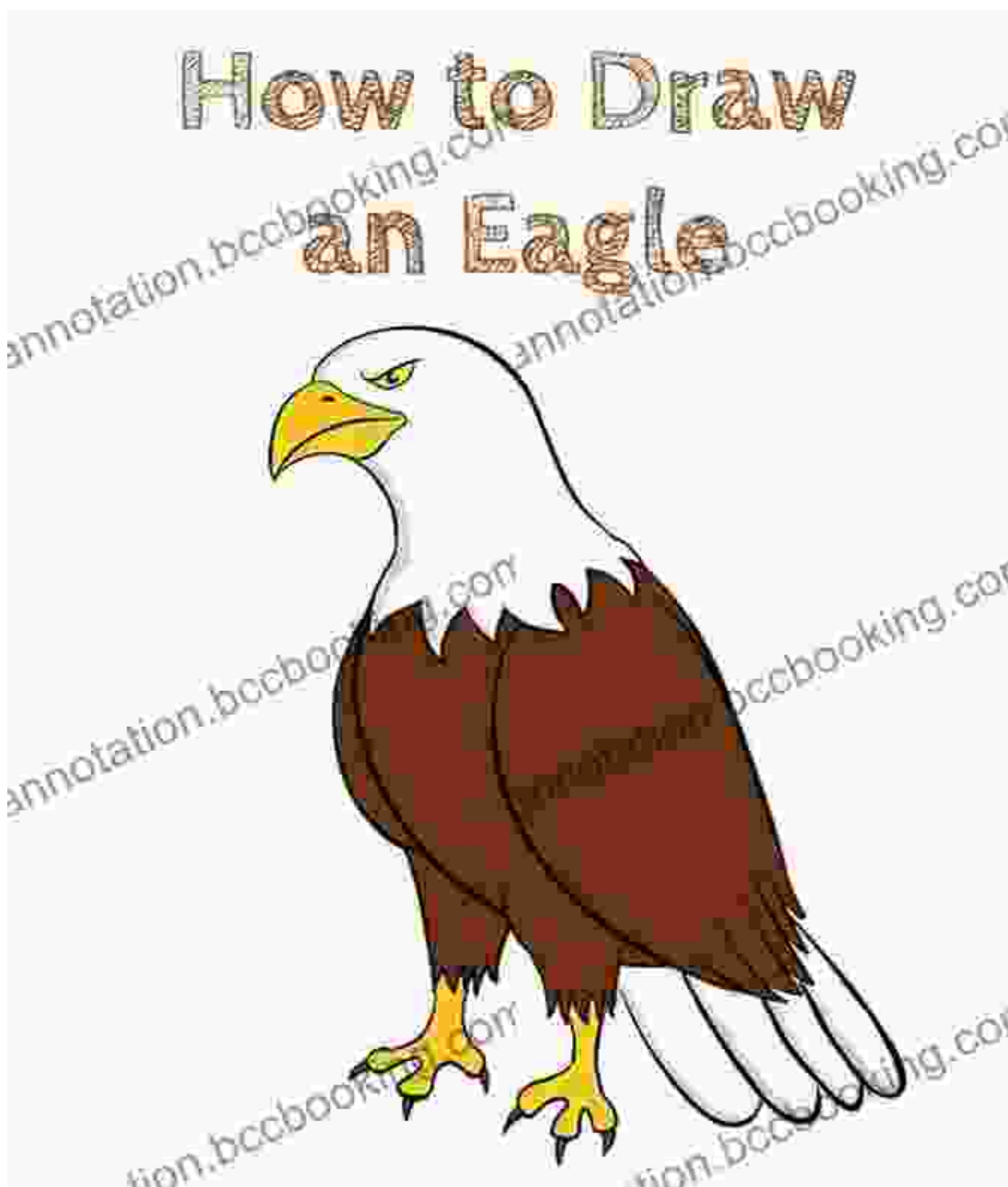
- Lions and tigers, the majestic kings of the jungle
- Elephants and giraffes, towering giants of the African savanna
- Rabbits and squirrels, adorable creatures of the woodland



Chapter 3: Sketching Birds

Soar to new heights as we explore the graceful world of birds. You'll learn to capture the:

- Aerodynamic forms of eagles and hawks
- Colorful plumage of parrots and hummingbirds
- Delicate movements of songbirds

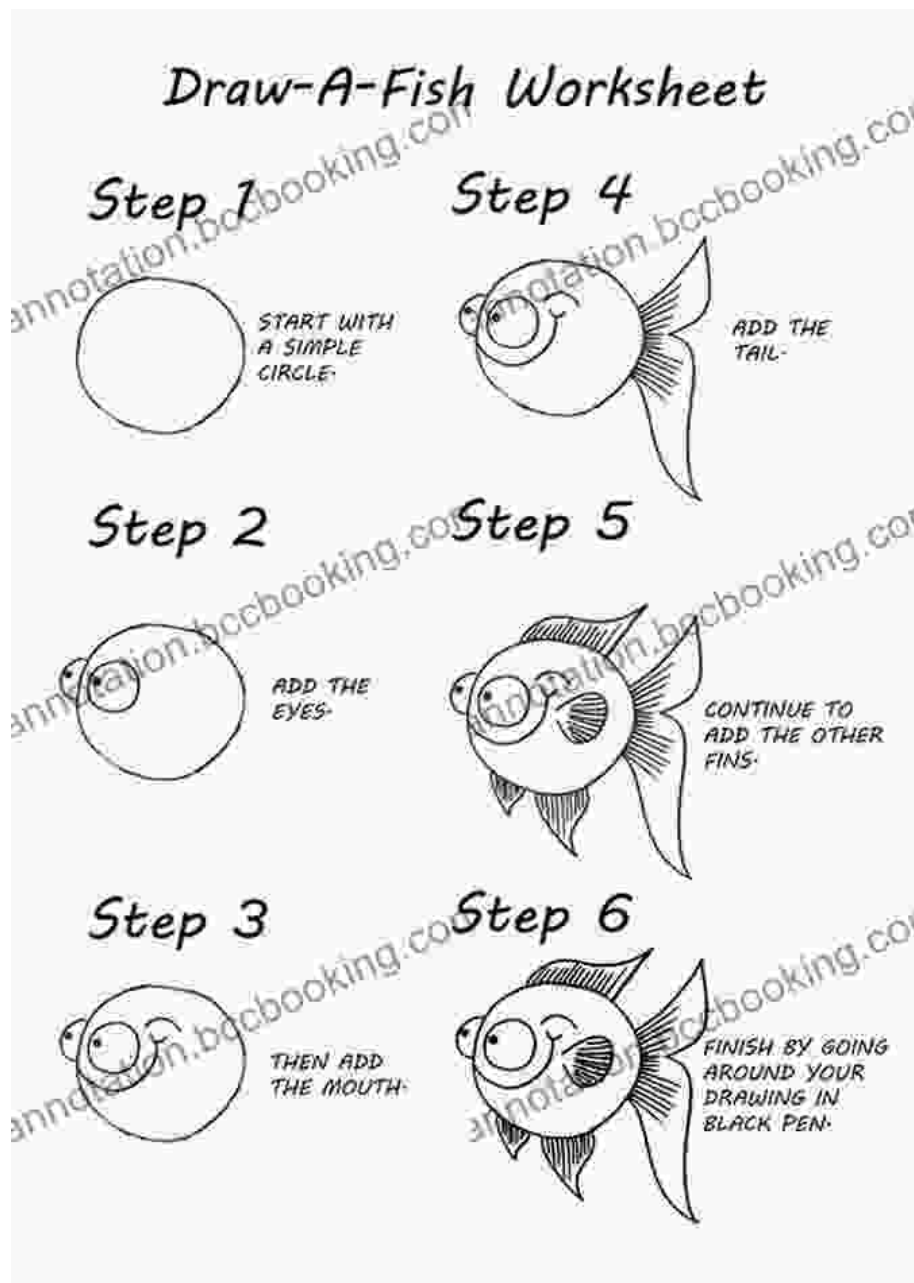


Chapter 4: Drawing Fish

Dive into the depths of the ocean and discover the wonders of marine life.

We'll guide you in drawing:

- Streamlined bodies of sharks and dolphins
- Scales and fins of tropical fish
- Jellyfish, the mesmerizing dancers of the sea



Chapter 5: Capturing the Wild

In this final chapter, we'll put it all together and guide you in sketching animals in their natural habitats. You'll learn to:

- Create realistic backgrounds that complement your animal drawings
- Incorporate elements of movement and dynamism


- Capture the personalities and emotions of animals



With "Simple Way On How To Draw Animals For Beginners," you'll unlock the secrets of animal sketching and unleash your inner artist. This comprehensive guide will empower you to create stunning drawings that capture the beauty and spirit of the animal kingdom.

Grab your copy today and embark on this exciting journey of artistic discovery!

To Free Download, visit our website [[Website URL](#)].



HOW TO DRAW ANIMALS: A Simple Way on How to Draw Animals for Beginners by David James


★★★★☆ 4.4 out of 5

Language : English
File size : 2100 KB
Text-to-Speech : Enabled
Screen Reader : Supported
Enhanced typesetting : Enabled
Print length : 16 pages
Lending : Enabled



Smart Clothes and Wearable Technology: Unveiling the Future of Fashion and Technology

: A New Era of Interwoven Technology and Fashion In the ever-evolving landscape of technology and fashion, a groundbreaking...



Stories From The Jim Crow Museum: Unveiling the Haunting Realities of Racial Injustice

A Journey into the Depths of American History Step into the Jim Crow Museum at Ferris State University, a profound institution dedicated to preserving and...