


Unleash Your Creativity: Learn To Create Dazzling Abstract Art With Acrylic Pouring

Are you ready to embark on an artistic adventure that will ignite your imagination and leave you with breathtaking creations? Acrylic pouring is an exciting and accessible painting technique that allows you to create stunning abstract art with ease.



The Paint Pouring Workshop: Learn to Create Dazzling Abstract Art with Acrylic Pouring by Marcy Ferro

★★★★☆ 4.7 out of 5

Language : English
File size : 11646 KB
Text-to-Speech : Enabled
Screen Reader : Supported
Enhanced typesetting : Enabled
X-Ray : Enabled
Print length : 130 pages




Whether you're a seasoned artist or a complete beginner, this comprehensive guide will empower you to create mesmerizing masterpieces. With step-by-step instructions, expert tips, and inspiring ideas, you'll discover the secrets to unlocking your inner artist.

What is Acrylic Pouring?

Acrylic pouring is a painting technique that involves pouring fluid acrylic paints onto a canvas or other surface. The paints flow and mix together, creating unique and captivating patterns. The beauty of acrylic pouring lies

in its unpredictability, allowing you to embrace the element of surprise in your art.



Benefits of Acrylic Pouring

Not only is acrylic pouring a mesmerizing art form, but it also offers numerous benefits:

- **Stress Relief:** The fluidity and unpredictability of acrylic pouring can provide a therapeutic outlet, allowing you to lose yourself in the creative process.
- **Creativity Boost:** Acrylic pouring encourages you to experiment with colors, textures, and techniques, fostering your creativity.
- **Unique Art:** Each acrylic pour is unique, creating one-of-a-kind artwork that reflects your personal style.
- **Home Decor:** Acrylic pour paintings can add a touch of beauty and inspiration to your home, creating focal points and conversation starters.
- **Gift-Giving:** Acrylic pour paintings make thoughtful and personalized gifts for friends, family, and loved ones.

Materials You'll Need

To get started with acrylic pouring, you'll need the following materials:

- Acrylic paints
- Canvas or other paintable surface
- Pouring medium
- Cups or containers for mixing paints
- Sticks or brushes for pouring
- Hair dryer or torch (optional)

Step-by-Step Instructions

Follow these easy steps to create your own acrylic pour masterpiece:

1. **Prepare your canvas:** Cover the canvas with a thin layer of white gesso or acrylic paint to create a smooth surface.
2. **Mix your paints:** In separate cups, mix your acrylic paints with pouring medium. The ratio can vary depending on the desired consistency.
3. **Pour your paints:** Pour the mixed paints onto the canvas in layers, creating different patterns and shapes.
4. **Tilt and manipulate:** Tilt and move the canvas to guide the flow of the paints and create interesting effects.
5. **Use tools:** Experiment with different tools, such as sticks or brushes, to create textures and designs.
6. **Dry your painting:** Allow your painting to dry completely. The drying time can vary depending on the thickness of the paint layers.



Tips and Techniques


- **Experiment with different paint thicknesses:** Thicker paints will create a more textured effect, while thinner paints will flow more easily.
- **Use a variety of colors:** Create vibrant and harmonious compositions by using multiple colors.

- **Add cells:** Create beautiful cell patterns by adding a few drops of silicone into the mixed paints.
- **Use a hair dryer or torch:** Gently heat your painting to accelerate the drying process and create interesting effects.
- **Practice and have fun:** The beauty of acrylic pouring lies in its unpredictable nature. Embrace the process and enjoy exploring different techniques.

Find Your Inner Artist

Acrylic pouring is an exciting and rewarding art form that allows you to unleash your creativity. Whether you're an experienced artist or a curious beginner, this guide will empower you to create stunning abstract art that will inspire and amaze.

So gather your materials, prepare your canvas, and let your imagination soar. The world of acrylic pouring awaits your artistic touch!



The Paint Pouring Workshop: Learn to Create Dazzling Abstract Art with Acrylic Pouring by Marcy Ferro

★★★★☆ 4.7 out of 5

Language : English
File size : 11646 KB
Text-to-Speech : Enabled
Screen Reader : Supported
Enhanced typesetting : Enabled
X-Ray : Enabled
Print length : 130 pages

FREE


DOWNLOAD E-BOOK





Smart Clothes and Wearable Technology: Unveiling the Future of Fashion and Technology

: A New Era of Interwoven Technology and Fashion In the ever-evolving landscape of technology and fashion, a groundbreaking...



Stories From The Jim Crow Museum: Unveiling the Haunting Realities of Racial Injustice

A Journey into the Depths of American History Step into the Jim Crow Museum at Ferris State University, a profound institution dedicated to preserving and...