

How To Catch Bass With Crankbaits




The Ultimate Guide to Crankbait Fishing

Crankbaits are one of the most popular and effective lures for catching bass. They're relatively easy to use, and they can be fished in a variety of ways to target bass in different depths and cover.

In this comprehensive guide, you'll learn everything you need to know about crankbait fishing, from choosing the right crankbait to mastering the retrieve.

Bass Fishing Tips: How to catch bass with crankbaits

by Steve Pease



★★★★☆ 4.3 out of 5

Language : English
File size : 1958 KB
Text-to-Speech : Enabled
Screen Reader : Supported
Enhanced typesetting : Enabled
Word Wise : Enabled
Print length : 40 pages
Lending : Enabled



Choosing the Right Crankbait

The first step to successful crankbait fishing is choosing the right crankbait for the conditions. There are many different types of crankbaits available, each with its own unique action and depth range.

Here are a few things to consider when choosing a crankbait:

- **Depth range:** Crankbaits come in a variety of depth ranges, from shallow-running cranks that dive to just a few feet deep to deep-diving cranks that can reach depths of 20 feet or more.
- **Action:** Crankbaits also come in a variety of actions, from tight-wobbling cranks to wide-wobbling cranks. The action of a crankbait will determine how much it attracts bass.
- **Color:** The color of a crankbait can also be important, especially in clear water. Natural colors like shad and crawfish are often good choices, but brighter colors can also be effective in stained water.

Mastering the Retrieve

Once you've chosen the right crankbait, the next step is to master the retrieve. The retrieve is the way you move the crankbait through the water. The speed and depth of the retrieve will determine how deep the crankbait dives and how much it attracts bass.

Here are a few tips for mastering the crankbait retrieve:

- **Speed:** The speed of the retrieve will determine how deep the crankbait dives. A slow retrieve will keep the crankbait near the surface, while a fast retrieve will make it dive deeper.
- **Depth:** The depth of the retrieve will determine how much the crankbait attracts bass. A shallow retrieve will keep the crankbait in the strike zone of bass that are holding near the surface, while a deep retrieve will target bass that are holding deeper in the water column.
- **Variation:** Don't be afraid to vary the speed and depth of the retrieve. This will help you find the retrieve that is most effective for the conditions.

Crankbait fishing is a great way to catch bass of all sizes. By following the tips in this guide, you can learn how to choose the right crankbait and master the retrieve to catch more bass.

So what are you waiting for? Get out there and start catching bass with crankbaits!


Bass Fishing Tips: How to catch bass with crankbaits

by Steve Pease


★★★★☆ 4.3 out of 5

Language : English

File size : 1958 KB




Text-to-Speech : Enabled
Screen Reader : Supported
Enhanced typesetting : Enabled
Word Wise : Enabled
Print length : 40 pages
Lending : Enabled



Smart Clothes and Wearable Technology: Unveiling the Future of Fashion and Technology

: A New Era of Interwoven Technology and Fashion In the ever-evolving landscape of technology and fashion, a groundbreaking...



Stories From The Jim Crow Museum: Unveiling the Haunting Realities of Racial Injustice

A Journey into the Depths of American History Step into the Jim Crow Museum at Ferris State University, a profound institution dedicated to preserving and...