


# Haitian Kreyol In Ten Steps: Empowering Your Communication in the Heart of Haiti

Immerse yourself in the vibrant world of Haitian Kreyol, a language that mirrors the resilience and spirit of the Haitian people. Engage with locals, navigate daily life, and delve into the rich cultural tapestry of Haiti with this comprehensive guide. In ten progressive steps, we will unravel the mysteries of Haitian Kreyol, transforming you from a novice to a confident speaker.



## Haitian Kreyol in Ten Steps by Jeaniene Frost

★★★★★ 5 out of 5

Language : English

File size : 646 KB

Text-to-Speech : Enabled

Enhanced typesetting : Enabled

Print length : 140 pages

Lending : Enabled

Screen Reader : Supported



## Step 1: Unveiling the Basic Pronunciation

Embark on your Kreyol journey by familiarizing yourself with its unique pronunciation. Discover the nuances of each vowel and consonant, mastering the distinct sounds that set Kreyol apart. We'll guide you through the correct pronunciation of common words and phrases, ensuring you speak with clarity and confidence.

A a	An an	B b	Ch ch	D d	E e	En en	È è
ah	an	be	se ach	de	e	en	è
F f	G g	H h	J j	I i	K k	L l	M m
èt	je	ach	ji	i	ka	èl	èm
N n	Ng ng	O o	Ò ò	On on	Ou ou	Oun ou	P p
èn	ènje	o	ò	on	ou	oun	pe
R r	S s	T t	U u	V v	W w	Y y	Z z
èr	ès	te	yi	ve	doubvé	igrèg	zèd

## Step 2: Laying the Foundation with Essential Vocabulary

Build a solid foundation by acquiring a core vocabulary that covers everyday interactions. Learn to introduce yourself, greet others, and express basic needs. Expand your vocabulary with words related to family, home, food, and more. These foundational words will empower you to engage in simple conversations and navigate everyday situations.

## Step 3: Mastering Basic Grammar Structures

Unlock the secrets of Haitian Kreyol grammar and gain a deeper understanding of its structure. Discover how to form sentences, use pronouns, and employ essential verb tenses. Practice using these structures in daily conversations, gradually increasing your fluency and accuracy.

## Step 4: Delving into Noun Classes and Adjectives

Enhance your vocabulary and descriptive abilities by diving into the world of noun classes and adjectives. Learn to classify nouns according to their

gender and number, and master the art of using adjectives to modify and describe them. This step will enrich your speech and add depth to your communication.

### **Step 5: Navigating Verbs and Tenses**

Unleash the power of Haitian Kreyol verbs and tenses to express actions and events with precision. Discover the different verb conjugations and learn to use them effectively in various time frames. Practice forming sentences using different tenses, enhancing your ability to describe past, present, and future actions.

### **Step 6: Exploring Negation and Interrogation**

Express negation and ask questions with ease by mastering the techniques of Haitian Kreyol. Learn how to negate sentences and form questions using specific grammatical structures. Practice using these constructions in everyday conversations, empowering you to communicate your thoughts and inquiries clearly.

### **Step 7: Expanding Vocabulary Through Cultural Immersion**

Immerse yourself in the vibrant tapestry of Haitian culture to enrich your Kreyol vocabulary. Dive into Haitian music, literature, and daily life, absorbing new words and phrases that reflect the unique Haitian experience. Engage with locals, participate in cultural events, and embrace the richness of Haitian traditions.

### **Step 8: Refining Pronunciation and Intonation**

Fine-tune your pronunciation and intonation to enhance your communication skills. Learn the subtle nuances of Kreyol pronunciation and

practice imitating native speakers. Master the art of intonation to convey different emotions and meanings, adding depth and authenticity to your speech.

### **Step 9: Practicing Conversation and Comprehension**

Put your Kreyol skills to the test by actively engaging in conversations. Join language exchange groups, find a language partner, or immerse yourself in Haitian Kreyol media. Practice listening and responding to everyday scenarios, gradually building your fluency and comprehension.


### **Step 10: Embracing the Beauty of Haitian Kreyol**

Celebrate your journey and embrace the beauty of Haitian Kreyol. Reflect on your progress, appreciate the richness of the language, and continue to explore its hidden depths. Engage with Haitian culture, literature, and music to further immerse yourself in the language and gain a deeper understanding of its cultural significance.

Congratulations! By completing these ten steps, you have embarked on an extraordinary journey of linguistic discovery. You now possess the essential tools to communicate effectively in Haitian Kreyol. Embrace the language as a gateway to connect with the vibrant Haitian community, appreciate its unique cultural heritage, and immerse yourself in the heart of Haiti. Remember, language is a living, evolving entity, so continue to explore, practice, and expand your Kreyol proficiency. May this guide empower you to navigate the world of Haitian Kreyol with confidence and open doors to new experiences.

**Haitian Kreyol in Ten Steps** by Jeaniene Frost

★★★★★ 5 out of 5  
Language : English



File size : 646 KB  
Text-to-Speech : Enabled  
Enhanced typesetting : Enabled  
Print length : 140 pages  
Lending : Enabled  
Screen Reader : Supported


FREE

DOWNLOAD E-BOOK



## Smart Clothes and Wearable Technology: Unveiling the Future of Fashion and Technology

: A New Era of Interwoven Technology and Fashion In the ever-evolving landscape of technology and fashion, a groundbreaking...



## Stories From The Jim Crow Museum: Unveiling the Haunting Realities of Racial Injustice

A Journey into the Depths of American History Step into the Jim Crow Museum at Ferris State University, a profound institution dedicated to preserving and...