


Beginner's Guide to Acrylic Painting Using Pastry Tools: Explore the Culinary Canvas

Unleash Your Inner Artist with an Unexpected Medium



Make Impasto Rosettes with Paint: Beginner's Guide to Acrylic Painting Using Pastry Tools by Ruth Collis

★★★★★ 5 out of 5

Language : English
File size : 3492 KB
Text-to-Speech : Enabled
Screen Reader : Supported
Enhanced typesetting : Enabled
Print length : 135 pages
Lending : Enabled



Embark on an enchanting artistic adventure as you delve into the world of acrylic painting, where pastry tools transform into your creative culinary wand. This beginner's guide invites you to embrace the unique textures, patterns, and effects that these unexpected tools can bring to your artistic creations, opening up a whole new realm of culinary-inspired masterpieces.

Chapter 1: Essential Pastry Tools for Acrylic Painting

Transform Your Kitchen into an Art Studio

Discover the hidden potential of your pastry tools as you transform your kitchen into a vibrant art studio. Explore the versatility of piping bags, palette knives, spatulas, and even wire whisks, each offering a unique way

to manipulate acrylic paints on the canvas. Learn how to select the right tools for specific techniques and artistic effects.

Chapter 2: Layering and Blending: Creating Depth and Texture

Master the Art of Culinary Composition

Uncover the secrets of layering and blending acrylic paints using pastry tools. Experiment with piping bags to create textured and raised surfaces reminiscent of culinary delights. Master the use of palette knives to blend colors seamlessly, mimicking the buttery smoothness of a perfectly crafted pastry. Explore the possibilities of spatulas for creating sweeping strokes and dynamic brushwork.

Chapter 3: Fine Details and Embellishments: Adding Culinary Flair

Decorate Your Canvas with Artistic Precision

Elevate your acrylic paintings with intricate details and embellishments inspired by culinary art. Utilize piping bags with fine tips to create precise lines, dots, and swirls, adding a touch of delicacy to your creations. Discover the secrets of using wire whisks to create fluffy, cloud-like textures or mimic the crisp edges of a perfectly baked pie crust.

Chapter 4: Inspiring Ideas: Culinary Art Comes to Life

Draw Inspiration from the Culinary Landscape

Find inspiration in the vibrant world of culinary art. Paint mouthwatering cupcakes with rich, buttery frosting using palette knives and piping bags, or create abstract landscapes inspired by the swirls of a latte. Experiment with

abstract food compositions, capturing the dynamic textures and flavors of your favorite dishes.

Chapter 5: Tips and Techniques: Enhancing Your Artistic Journey

Master the Art of Acrylic Manipulation

Discover essential tips and techniques to enhance your acrylic painting experience. Learn how to control the thickness of your paints, prevent colors from bleeding, and achieve desired textures with the right tools. Embrace the experimental nature of this medium, allowing your creativity to flow freely.

Chapter 6: Beyond the Canvas: Culinary Art in Home Decor

Infuse Your Home with Culinary Aesthetics


Extend your culinary-inspired art beyond the canvas and into your home decor. Paint vibrant kitchenware, create decorative wall hangings, or transform plain furniture into culinary-themed masterpieces. Discover the possibilities of incorporating acrylic paintings into your everyday life, adding a touch of creativity and culinary charm to your living space.

Embark on Your Artistic Adventure Today

With this beginner's guide as your compass, you are now equipped to embark on a captivating artistic journey. Embrace the unexpected medium of pastry tools, unleash your creativity, and let the transformative power of acrylic painting ignite your culinary-inspired masterpieces.

Free Download Your Copy Now and Unlock a World of Culinary Art


Acquire your copy of "Beginner's Guide to Acrylic Painting Using Pastry Tools" today and immerse yourself in the transformative world of culinary-inspired art. Let your kitchen become your artistic sanctuary, and your pastry tools your culinary paintbrushes.



Make Impasto Rosettes with Paint: Beginner's Guide to Acrylic Painting Using Pastry Tools by Ruth Collis

★★★★★ 5 out of 5

Language : English
File size : 3492 KB
Text-to-Speech : Enabled
Screen Reader : Supported
Enhanced typesetting : Enabled
Print length : 135 pages
Lending : Enabled



Smart Clothes and Wearable Technology: Unveiling the Future of Fashion and Technology

: A New Era of Interwoven Technology and Fashion In the ever-evolving landscape of technology and fashion, a groundbreaking...



Stories From The Jim Crow Museum: Unveiling the Haunting Realities of Racial Injustice

A Journey into the Depths of American History Step into the Jim Crow Museum at Ferris State University, a profound institution dedicated to preserving and...